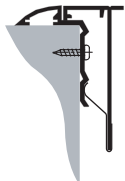


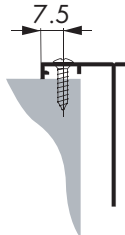


# Controls and Fixing Options

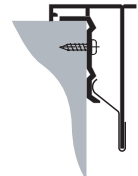
## Fixing Options



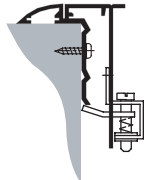
**RCCF**



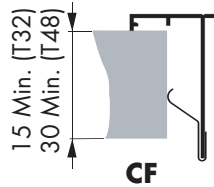
**SF**



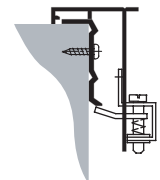
**AFCF**



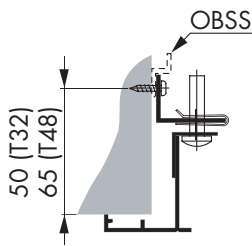
**RCHS**



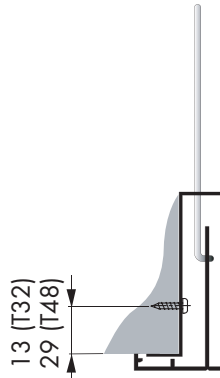
**CF**




**AFHS**



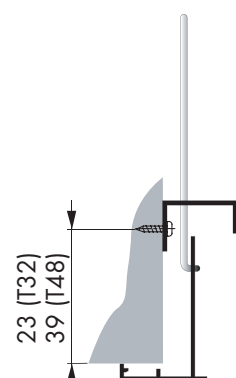
**CRB**



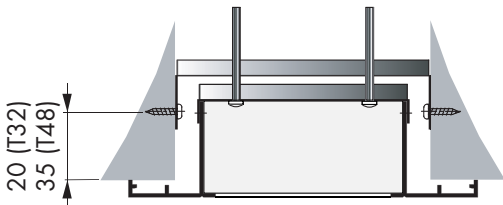
**AFVS**



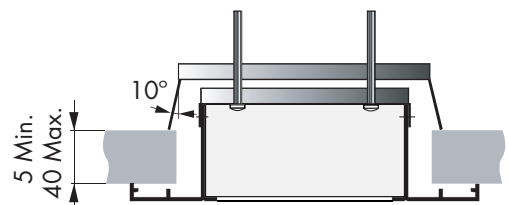
**PFVS**



**VS**



**BSSBD**



**BSSBP**

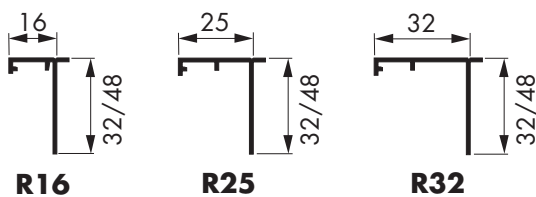
### Overall Grille Sizes

- Grille with R16 = Nominal W/H + 7mm
- Grille with R25 = Nominal W/H + 25mm
- Grille with R32 = Nominal W/H + 39mm
- Grille with RC = Nominal W/H + 39mm
- Grille with PF = Nominal W/H + 21mm

### Note:

AF en RC subframes can be made to a maximum size of 800mm in any direction in one piece, for sizes above that we supply in parts for assembly on site by others.

## Standard Frames

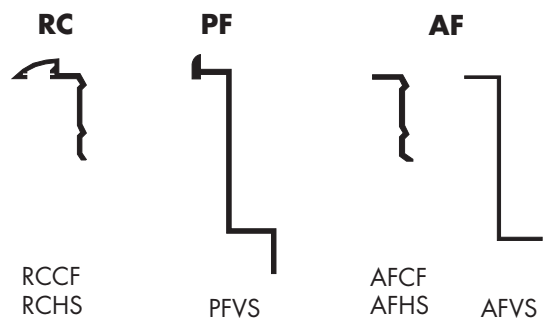


**R16**

**R25**

**R32**

## Sub Frames



**RCCF**  
**RCHS**

**PFVS**

**AFCF**  
**AFHS**

**AFVS**