

Exhaust Grilles

3HG 3HJ 3HF GC5 PER



Introduction

The Waterloo 3 Series vane grilles, GC5 eggcrate and PER mesh grilles have been designed to satisfy all exhaust applications in H & V systems. The various cores may be selected to satisfy both engineering and architectural requirements.

The frames are constructed from aluminium extrusions which are mitred and welded or cleated. Cores are constructed from aluminium extrusions supported on integral aluminium tubes; Mesh cores are perforated aluminium sheet.

Product Description

- 3HG** 0° fixed blade grille
- 3HJ** 15° fixed blade grille
- 3HF** 45° fixed blade grille
- GC5** 12.5 x 12.5 x 12.5 eggcrate grille
- GC5(C)** Eggcrate grille (core only)
- PER** Perforated plate grille
- OBSS** Allen key operated opposed blade damper
- ED** Equalising deflector

Finishes

- PPM9006 (RAL 9006 Matt Silver)
- PPM9010 (RAL 9010 20% Gloss White)
- PPG9010 (RAL 9010 Gloss White)
- Other colours or anodised finish available on request
- GC5/(C) Core is mill finished as standard

Weights

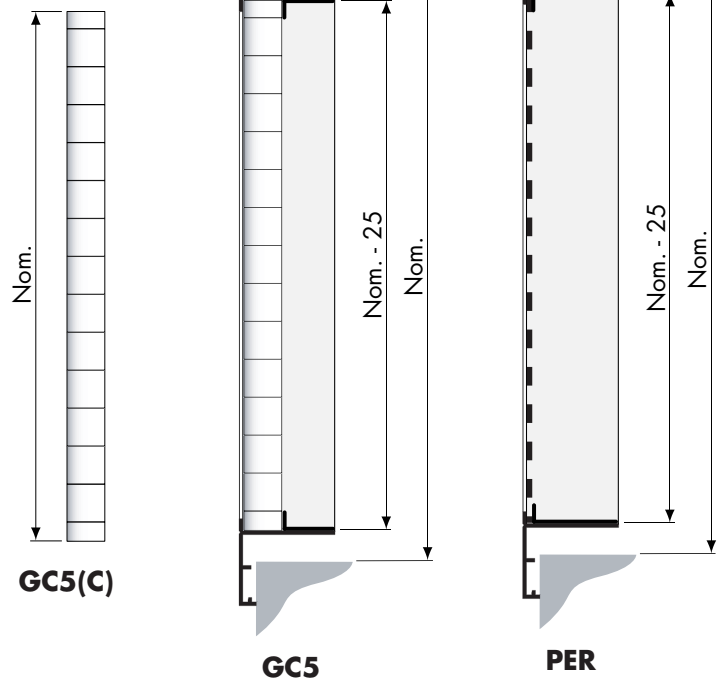
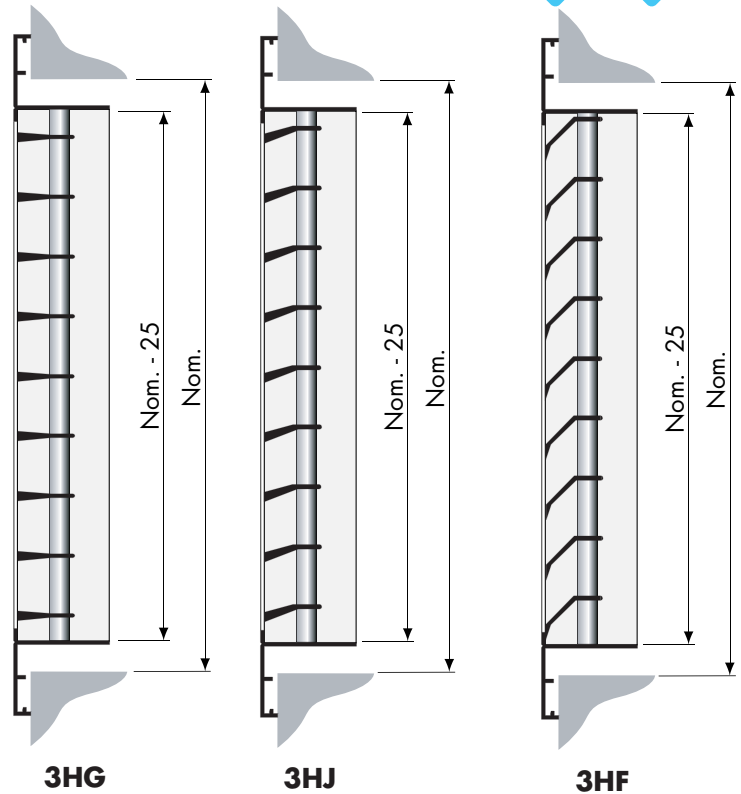
- Series 3 7.0 kg/m² face area
- GC5 5.0 kg/m² face area
- PER 6.0 kg/m² face area
- OBSS/ED 9.5 kg/m² face area

Sizes

- Minimum Size - 100 x 100
- Maximum Size - 1500 x 1200
- (Maximum GC5 1200 x 1200)

Fixing Options

- SF CF CRB VS AFVS
- PFVS RCHS AFHS AFCF RCCF
- BSSBD BSSBP



Order Example

3HG/300x300/PPM9010/R25/SF/OBSS

Type _____

Nominal Width _____

Nominal Height _____

Finish _____

Border _____

Fixing _____

Options _____

Free Area for Series 3 Grilles				
3HG	3HJ	3HF	GC5	PER
84%	84%	54%	91%	51%


Please refer to pages 40-43 for full details of:

- Fixing Options
- Control Options
- Sub Frames
- Sizing Implications
- Border Options



Exhaust Grilles

3HG 3HJ 3HF GC5 PER



Selection Example 400 x 300 Grille Handling 400 l/s

3HJ grille
NC 24 P_s 15

3HJ with open damper
NC 30 P_s 25

PER grille
NC 28 P_s 25

PER with open damper
NC 34 P_s 42

NR(L_p) and Static Pressure (P_s) Correction Factors for Grilles With an Open Damper

Grille Width	100+	125+	150+	200+	250+	300+	350+	450+	550+	600+	700+	850+	>1000
L _p Addition (C _l)	12	11	10	9	8	7	6	5	5	4	4	4	3
P _s Multiplier (C _p)	2.5	2.4	2.2	2.0	1.9	1.8	1.7	1.6	1.5	1.5	1.4	1.3	1.2

Performance Nomogram

